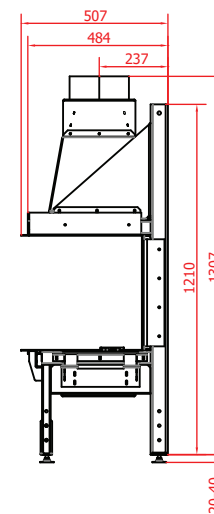
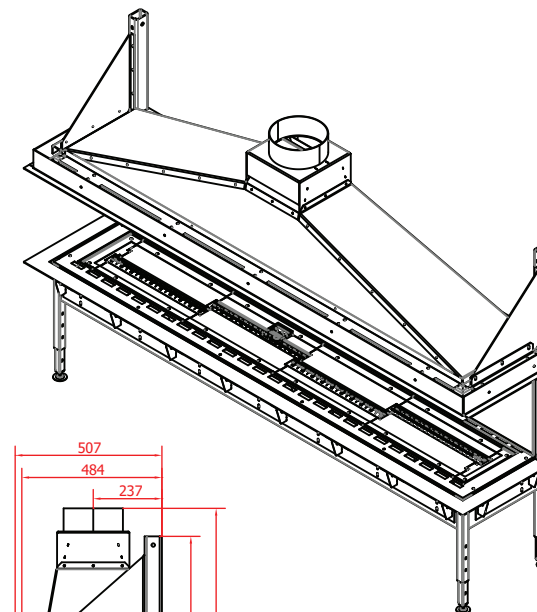
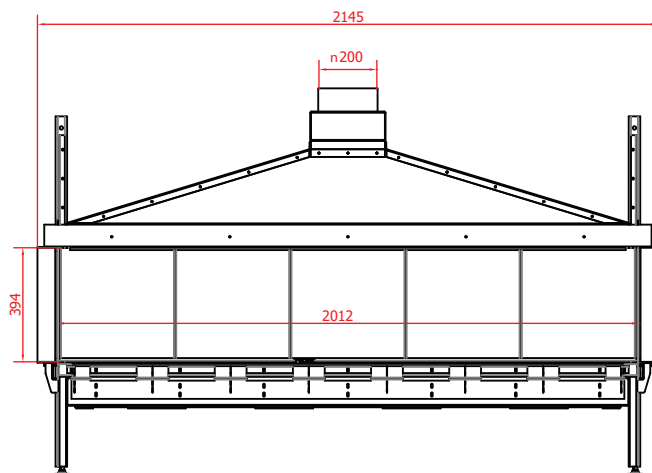
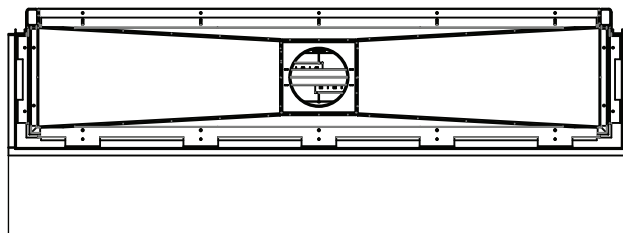


| | | | | |
|-----|--------------------------------------|-----|------|----|
| | product | qty | ver. | |
| BOK | Sinatra 2000 LFR XXX-XX CG BS NG- XX | 1 | #00 | XX |



Fuel type - G20 (NG - 20mbar)
Maximal gas rate- ~2,09 m³/h
Heat input (Hi)- ~19,74 kW

Fire view- [LFR]- Left Front
Interior finish- [BS] - Black Steel
Glazing- [CG]- Ceramic glass
Installation place- [XX]- XX

Flue system- conventional
Control- Remote control and SHS
Combustion system- open
Power supply- 230V, 50Hz with grounded cable

Fireplace montage in accordance with
installation manual.
Gas supply installation and gas conections must be performed in accordance with local regulations and
requirements.

planika
INTELLIGENT FIRE