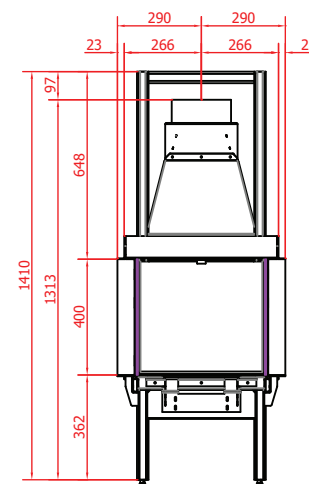
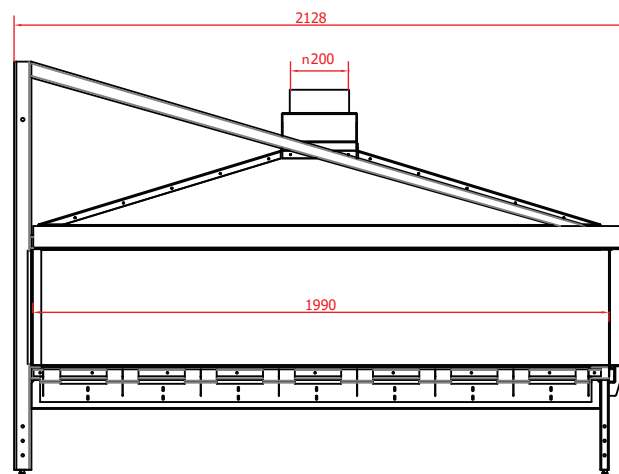
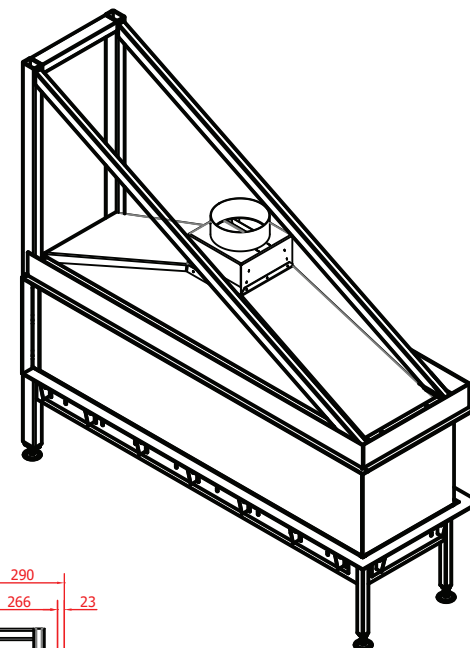
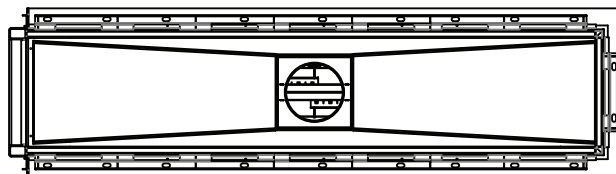


	product	qty	ver.	
BOK	Sinatra 2000 RD xxx-xx CG BS NG- xx	1	#00	MS



Fuel type - G20 (NG - 20mbar)
Maximal gas rate- ~2,09 m³/h
Heat input (Hi)- ~19,74 kW

Fire view- [RD]- Room Divider
Interior finish- [BS] - Black Steel
Glazing- [CG]- Ceramic glass
Installation place- [xx]- xx

Flue system- conventional
Control- Remote control and SHS
Combustion system- open
Power supply- 230V, 50Hz with grounded cable

Fireplace montage in accordance with installation manual.

Gas supply installation and gas conections must be performed in accordance with local regulations and requirements.

planika
INTELLIGENT FIRE