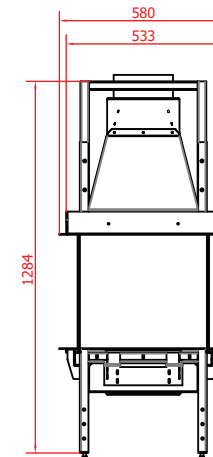
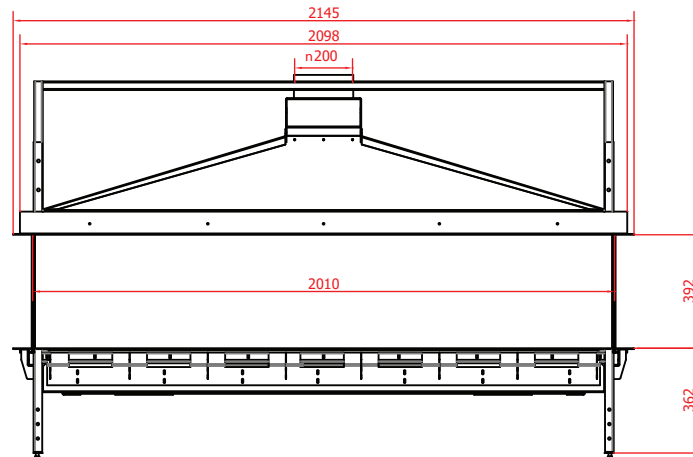
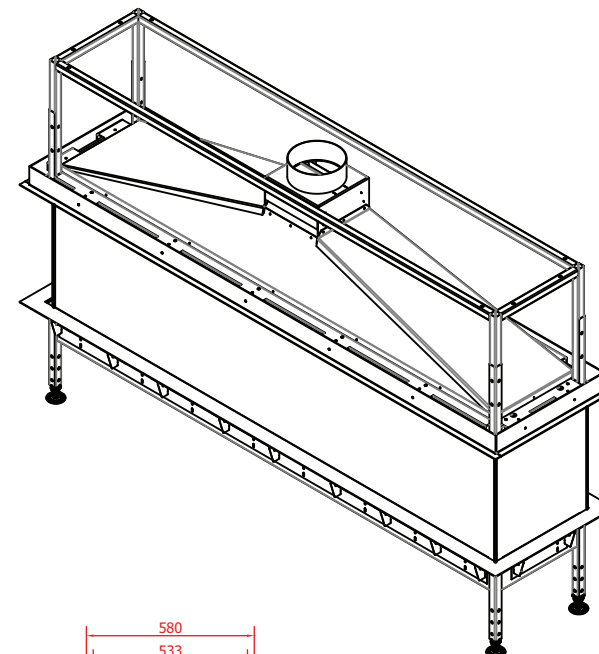
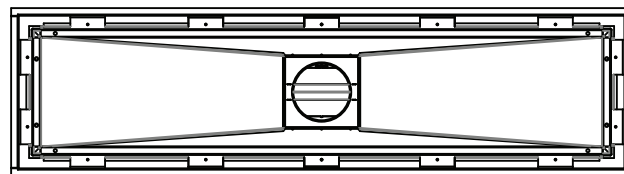


|     |                                     |     |      |    |
|-----|-------------------------------------|-----|------|----|
|     | product                             | qty | ver. |    |
| BOK | Sinatra 2000 IS XXX-XX CG BS NG- XX | 1   | #00  | XX |



Fuel type - G20 (NG - 20mbar)  
Maximal gas rate- ~2,09 m³/h  
Heat input (Hi)- ~19,74 kW

Fire view- [IS]- Island  
Interior finish- [\*\*\*] -  
Glazing- [CG]- Ceramic glass  
Installation place- [XX]- XX

Flue system- conventional  
Control- Remote control and SHS  
Combustion system- open  
Power supply- 230V, 50Hz with grounded cable

Fireplace montage in accordance with installation manual.

Gas supply installation and gas conections must be performed in accordance with local regulations and requirements.

**planika**  
INTELLIGENT FIRE