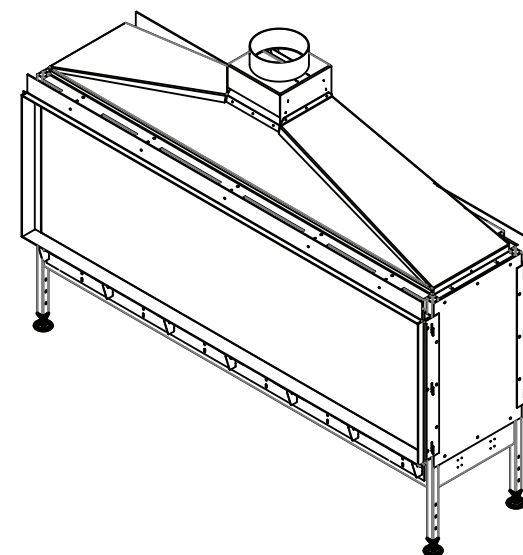
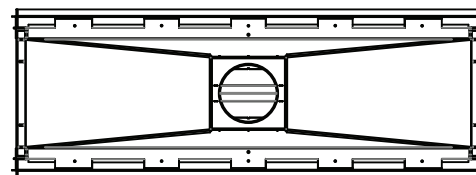
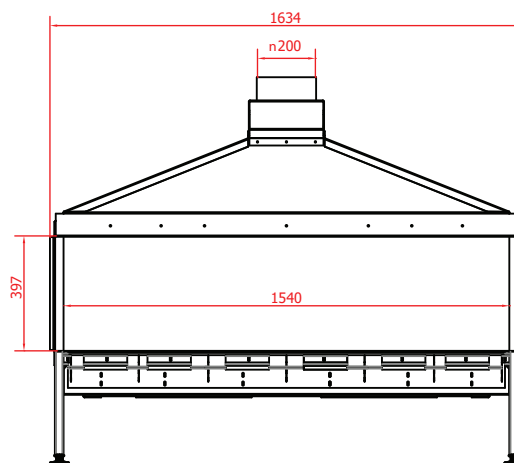
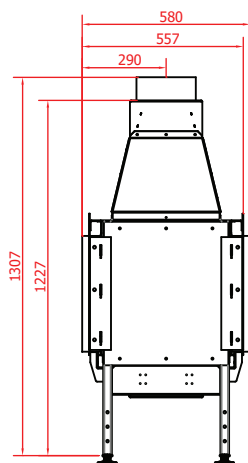


	product	qty	ver.	
BOK	Sinatra 1600 TU XXX-XX CG BS NG- XX	1	#00	XX



Fuel type - G20 (NG - 20mbar)
Maximal gas rate- ~1,59 m³/h
Heat input (Hi)- ~14,95 kW

Fire view- [TU]- Tunnel
Interior finish- [BS] - Black Steel
Glazing- [CG]- Ceramic glass
Installation place- [XX]- XX

Flue system- conventional
Control- Remote control and SHS
Combustion system- open
Power supply- 230V, 50Hz with grounded cable

Fireplace montage in accordance with installation manual.

Gas supply installation and gas connections must be performed in accordance with local regulations and requirements.

planika
INTELLIGENT FIRE