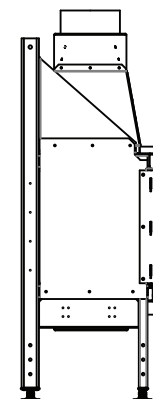
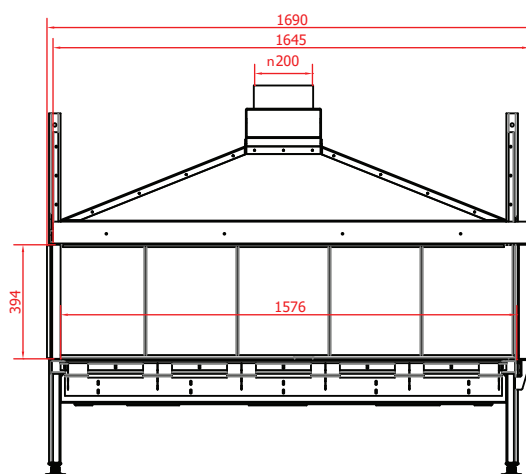
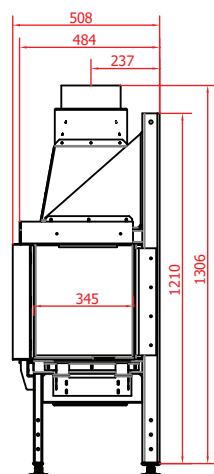
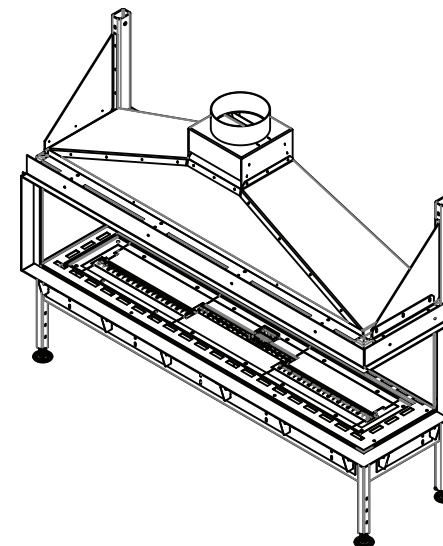
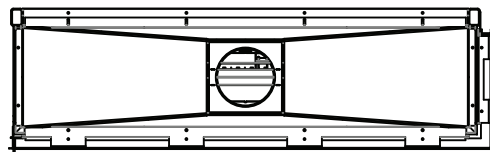


	product	qty	ver.	
BOK	Sinatra 1600 FR XXX-XX CG BS LPG- XX	1	#00	XX



Fuel type - G31/30 (LPG - 37mbar)  
Maximal gas rate- ~1,13 kg/h  
Heat input (Hi)- ~14,26 kW

Fire view- [FR]- Front      Right  
Interior finish- [BS] - Black Steel  
Glazing- [CG]- Ceramic glass  
Installation place- [XX]- XX

Flue system- conventional  
Control- Remote control and SHS  
Combustion system- open  
Power supply- 230V, 50Hz with grounded cable

Fireplace montage in accordance with  
installation manual.  
Gas supply installation and gas conections must be performed in accordance with local regulations and  
requirements.

planika  
INTELLIGENT FIRE