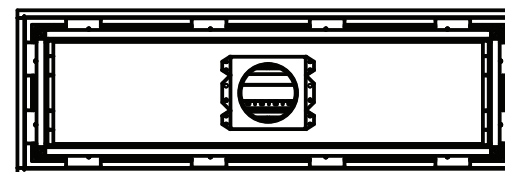
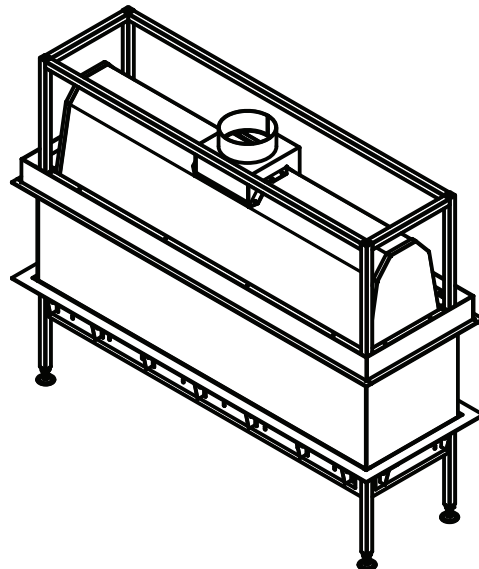
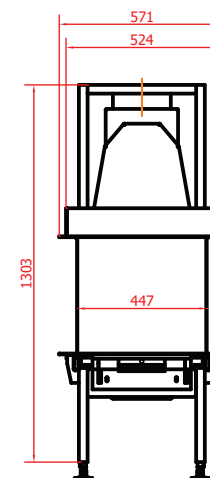
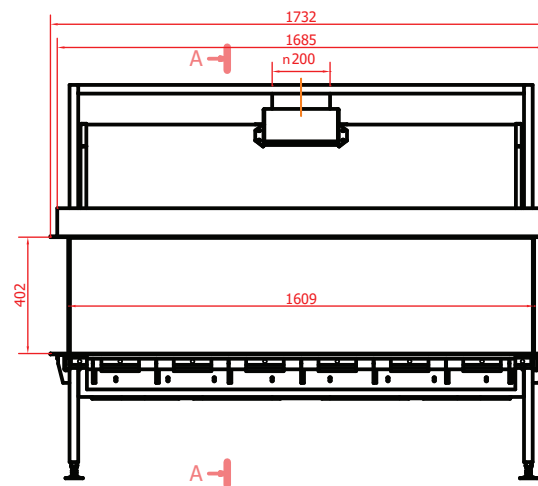
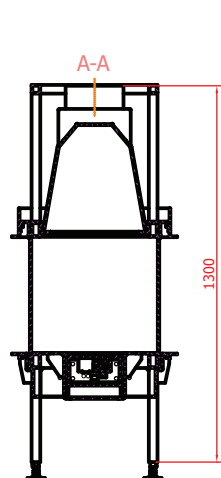


	product	qty	ver.	
BOK	Sinatra 1600 IS XXX-XX CG *** LPG- XX	1	#00	XX



Fuel type - G31/30 (LPG - 37mbar)
Maximal gas rate- ~1,13 kg/h
Heat input (Hi)- ~14,26 kW

Fire view- [IS]- Island
Interior finish- [***]-
Glazing- [CG]- Ceramic glass
Installation place- [XX]- XX

Flue system- conventional
Control- Remote control and SHS
Combustion system- open
Power supply- 230V, 50Hz with grounded cable

Fireplace montage in accordance with installation manual.

Gas supply installation and gas conections must be performed in accordance with local regulations and requirements.

planika
INTELLIGENT FIRE